

Deep Sea Learning with Georgia Aquarium



Conservation Captains: Make your own “Conservation Captain” badge!

Instructions:

1. Print out your chosen badge template at the bottom of this document.
2. Research ways to help aquatic life. You can read about how Georgia Aquarium is helping aquatic life by following this link: <https://www.georgiaaquarium.org/research-and-conservation-overview/>
3. Scroll down on the site and choose an animal in the above link.
4. Draw a picture of your chosen animal on the front of the badge.
5. Write the information that you learned about your topic on the back!
 - What animal did you choose?
 - Where does it live?
 - How does it help the ecosystem?
 - How is it at risk?
 - What can people do to help?
7. Post it, and use the hashtag #georgiaaquarium to show us your work!



Materials:


- **Printable badge template at the bottom of this document.**
 - If you do not have a printer, you can draw your own badge!
- **Scissors** (to cut out your badge).
- **Crayons, markers, stickers, colored pencils, glue** (whatever you need to be creative!).
- **The following Georgia Aquarium link to do your research:**
 - <https://www.georgiaaquarium.org/research-and-conservation-overview/>
 - Scroll down to the “Species We Focus On” section.

Key Words:

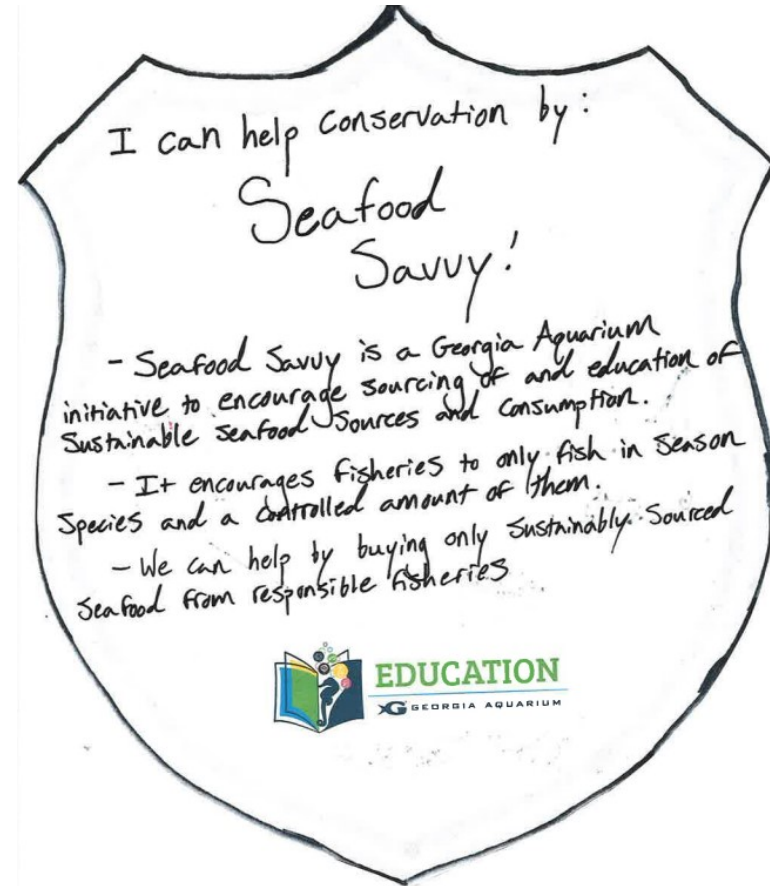
- **Conservation:** Is the practice of using a resource in a limited fashion with restrictions and guidelines in order to maintain that resource for future generations.
- **Preservation:** Is very closely related to conservation but it puts restrictions on using or developing a space entirely to protect it as is for future generations.

Visit <https://www.georgiaaquarium.org/at-home-learning-with-georgia-aquarium/>
for more online resources to use at home!

Conservation Captain Badge: Completed Example



FRONT



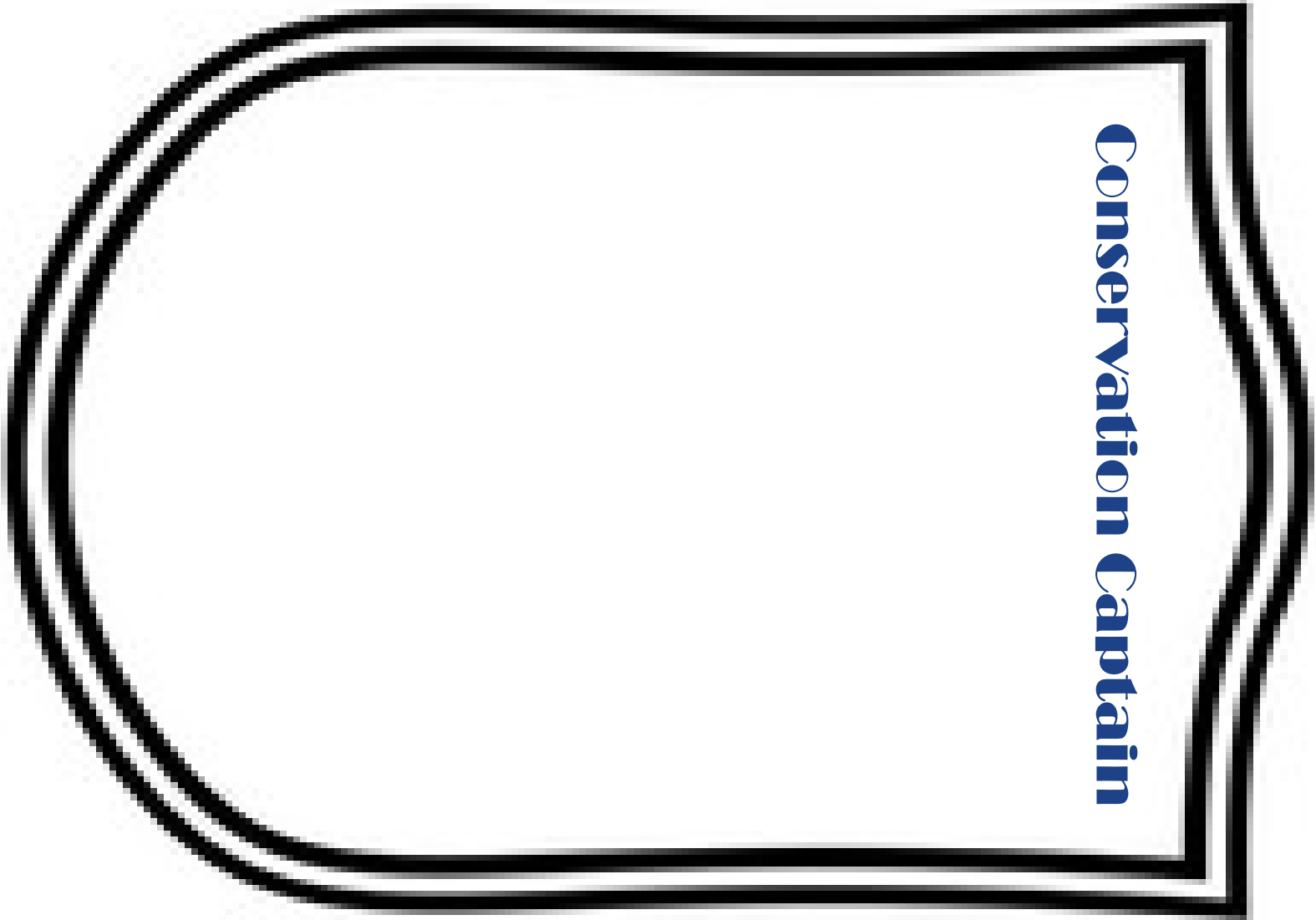
BACK

**Conservation Captain Badge:
Badge Templates**



EDUCATION

GEORGIA AQUARIUM



Conservation Captain Badge: Badge Templates



EDUCATION
GEORGIA AQUARIUM

